

## **DCP443 'Excess Capacity'**

### **Appendix 3 - Worked Examples**

The following examples are included below to illustrate the impact of billing excess capacity for the highest max demand in the previous 12 months (including the current billing month).

They calculate the capacity charges that would be levied for one site in each month over a 24 month period, under different circumstances.

All examples use 2025/26 tariffs for Eastern Power Networks plc for the LV Site Specific Tariff.

All capacities are illustrative only and do not represent actual capacities or excess capacities for a specific site.

### **Existing Methodology**

- Example 1 - Max Demand Exceeds MIC in one month only

### **Proposed Solution**

- Example 2 - Max Demand Exceeds MIC in one month only under the proposed solution
- Example 3 - Max Demand exceeds MIC in two months, with the MD in the second exceeded month lower than
- Example 4 - Max Demand exceeds MIC in two months, with the MD in the second exceeded month higher than
- Example 5 - Max Demand exceeds MIC every month, with constant excess capacity
- Example 6 - Max Demand exceeds MIC every month, with variable excess capacity
- Example 7 - Max Demand exceeds MIC in one month only, decrease in MIC in subsequent month
- Example 8 - Max Demand exceeds MIC in one month only, increase in MIC in subsequent month

Example 1 - Max Demand Exceeds MIC in one month only (Current Methodology)

The site exceeds their MIC in month 2, and is under their MIC in all other months.

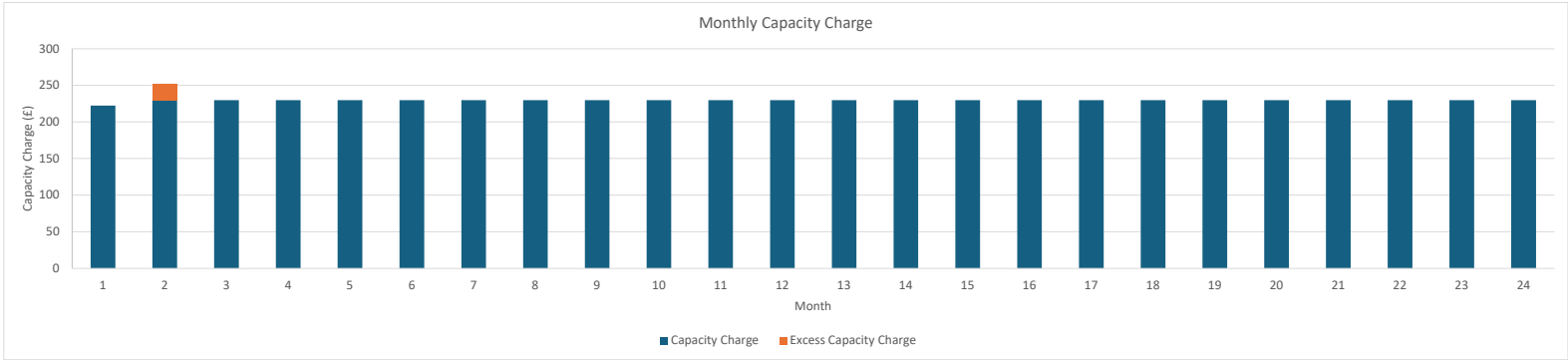
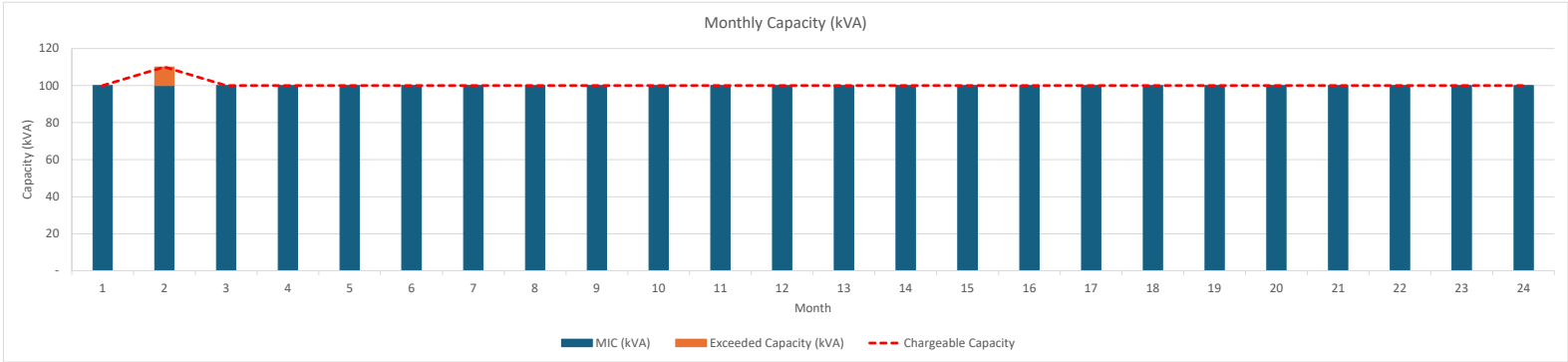
The site is charged excess capacity in month 2 only (for the full duration of that month) for the exceeded capacity in month 2 and is not charged excess capacity in any other month

Month	1	2	3	4	5	6	7	8	9	10	11	12	13	14	15	16	17	18	19	20	21	22	23	24
MIC (kVA)	100	100	100	100	100	100	100	100	100	100	100	100	100	100	100	100	100	100	100	100	100	100	100	100
MD (kVA)	95	110	95	95	95	95	95	95	95	95	95	95	95	95	95	95	95	95	95	95	95	95	95	95
Exceeded Capacity (kVA)	-	10	-	-	-	-	-	-	-	-	-	-	-	-	-	-	-	-	-	-	-	-	-	-
Chargeable Capacity	100	110	100	100	100	100	100	100	100	100	100	100	100	100	100	100	100	100	100	100	100	100	100	100

Days in month	30	31	31	31	31	31	31	31	31	31	31	31	31	31	31	31	31	31	31	31	31	31	31	31
Capacity Charge (p/kVA/day)	7.41	7.41	7.41	7.41	7.41	7.41	7.41	7.41	7.41	7.41	7.41	7.41	7.41	7.41	7.41	7.41	7.41	7.41	7.41	7.41	7.41	7.41	7.41	7.41
Excess Capacity Charge (p/kVA/day)	7.41	7.41	7.41	7.41	7.41	7.41	7.41	7.41	7.41	7.41	7.41	7.41	7.41	7.41	7.41	7.41	7.41	7.41	7.41	7.41	7.41	7.41	7.41	7.41

Month	1	2	3	4	5	6	7	8	9	10	11	12	13	14	15	16	17	18	19	20	21	22	23	24
Capacity Charge	£222.30	£229.71	£229.71	£229.71	£229.71	£229.71	£229.71	£229.71	£229.71	£229.71	£229.71	£229.71	£229.71	£229.71	£229.71	£229.71	£229.71	£229.71	£229.71	£229.71	£229.71	£229.71	£229.71	£229.71
Excess Capacity Charge	-	£22.97	-	-	-	-	-	-	-	-	-	-	-	-	-	-	-	-	-	-	-	-	-	-
Total Capacity Charge	£222.30	£252.68	£229.71	£229.71	£229.71	£229.71	£229.71	£229.71	£229.71	£229.71	£229.71	£229.71	£229.71	£229.71	£229.71	£229.71	£229.71	£229.71	£229.71	£229.71	£229.71	£229.71	£229.71	£229.71

Year 1 Total	Year 2 Total
£2,749.11	£2,756.52
£22.97	-
£2,772.08	£2,756.52



Example 2 - Max Demand Exceeds MIC in one month only under the proposed solution (Proposed Methodology)

The site exceeds their MIC in month 2, and is under their MIC in all other months.  
The site is charged excess capacity for 12 months, from month 2 to 13, for the exceeded capacity in month 2 and is not charged excess capacity in any other month

Month	1	2	3	4	5	6	7	8	9	10	11	12	13	14	15	16	17	18	19	20	21	22	23	24
MIC (kVA)	100	100	100	100	100	100	100	100	100	100	100	100	100	100	100	100	100	100	100	100	100	100	100	100
MD (kVA)	95	110	95	95	95	95	95	95	95	95	95	95	95	95	95	95	95	95	95	95	95	95	95	95
Exceeded Capacity (kVA)	-	10	-	-	-	-	-	-	-	-	-	-	-	-	-	-	-	-	-	-	-	-	-	-
12 month exceeded capacity	-	10	10	10	10	10	10	10	10	10	10	10	10	-	-	-	-	-	-	-	-	-	-	-
Chargeable Capacity	100	110	110	110	110	110	110	110	110	110	110	110	110	100	100	100	100	100	100	100	100	100	100	100
Days in month	30	31	31	31	31	31	31	31	31	31	31	31	31	31	31	31	31	31	31	31	31	31	31	31
Capacity Charge	7.41	7.41	7.41	7.41	7.41	7.41	7.41	7.41	7.41	7.41	7.41	7.41	7.41	7.41	7.41	7.41	7.41	7.41	7.41	7.41	7.41	7.41	7.41	7.41
Excess Capacity Charge	7.41	7.41	7.41	7.41	7.41	7.41	7.41	7.41	7.41	7.41	7.41	7.41	7.41	7.41	7.41	7.41	7.41	7.41	7.41	7.41	7.41	7.41	7.41	7.41

Month	1	2	3	4	5	6	7	8	9	10	11	12	13	14	15	16	17	18	19	20	21	22	23	24
Capacity Charge	£222.30	£229.71	£229.71	£229.71	£229.71	£229.71	£229.71	£229.71	£229.71	£229.71	£229.71	£229.71	£229.71	£229.71	£229.71	£229.71	£229.71	£229.71	£229.71	£229.71	£229.71	£229.71	£229.71	£229.71
Excess Capacity Charge	-	£22.97	£22.97	£22.97	£22.97	£22.97	£22.97	£22.97	£22.97	£22.97	£22.97	£22.97	£22.97	-	-	-	-	-	-	-	-	-	-	-
Total Capacity Charge	£222.30	£252.68	£252.68	£252.68	£252.68	£252.68	£252.68	£252.68	£252.68	£252.68	£252.68	£252.68	£252.68	£229.71	£229.71	£229.71	£229.71	£229.71	£229.71	£229.71	£229.71	£229.71	£229.71	£229.71

Year 1 Total	Year 2 Total
£2,749.11	£2,756.52
£252.68	£22.97
£3,001.79	£2,779.49



Example 3 - Max Demand exceeds MIC in two months, with the MD in the second exceeded month lower than the MD in the first exceeded month (Proposed Methodology)

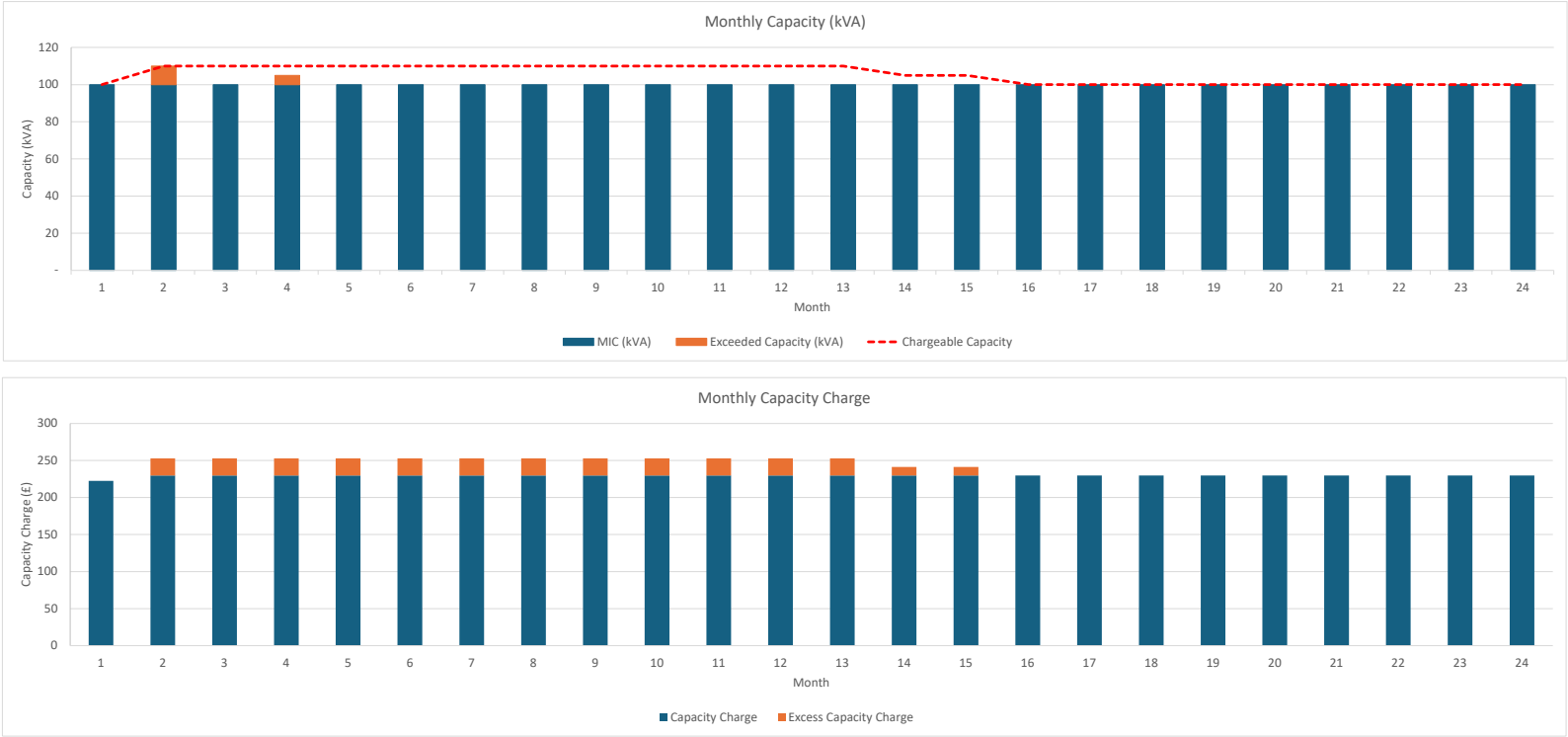
The site exceeds their MIC by 10kVA in month 2 and by 5kVA in month 4. The MD is under their MIC in all other months.

The site is charged excess capacity for 12 months, from month 2 to 13 for the exceeded capacity of 10kVA in month 2, and is charged excess capacity of 5kVA for 2 months, from month 14 to 15, for the exceeded capacity of 5kVA in month 4. As the 10kVA is higher than the 5kVA it is the 10kVA which is charged in months 4-13. There are no charges for excess capacity in months 1 and 16-24.

Month	1	2	3	4	5	6	7	8	9	10	11	12	13	14	15	16	17	18	19	20	21	22	23	24
MIC (kVA)	100	100	100	100	100	100	100	100	100	100	100	100	100	100	100	100	100	100	100	100	100	100	100	100
MD (kVA)	95	110	95	105	95	95	95	95	95	95	95	95	95	95	95	95	95	95	95	95	95	95	95	95
Exceeded Capacity (kVA)	-	10	-	5	-	-	-	-	-	-	-	-	-	-	-	-	-	-	-	-	-	-	-	-
12 month exceeded capacity	-	10	10	10	10	10	10	10	10	10	10	10	10	5	5	-	-	-	-	-	-	-	-	-
Chargeable Capacity	100	110	110	110	110	110	110	110	110	110	110	110	110	105	105	100	100	100	100	100	100	100	100	100
Days in month	30	31	31	31	31	31	31	31	31	31	31	31	31	31	31	31	31	31	31	31	31	31	31	31
Capacity Charge	7.41	7.41	7.41	7.41	7.41	7.41	7.41	7.41	7.41	7.41	7.41	7.41	7.41	7.41	7.41	7.41	7.41	7.41	7.41	7.41	7.41	7.41	7.41	7.41
Excess Capacity Charge	7.41	7.41	7.41	7.41	7.41	7.41	7.41	7.41	7.41	7.41	7.41	7.41	7.41	7.41	7.41	7.41	7.41	7.41	7.41	7.41	7.41	7.41	7.41	7.41

Month	1	2	3	4	5	6	7	8	9	10	11	12	13	14	15	16	17	18	19	20	21	22	23	24
Capacity Charge	£222.30	£229.71	£229.71	£229.71	£229.71	£229.71	£229.71	£229.71	£229.71	£229.71	£229.71	£229.71	£229.71	£229.71	£229.71	£229.71	£229.71	£229.71	£229.71	£229.71	£229.71	£229.71	£229.71	£229.71
Excess Capacity Charge	-	£22.97	£22.97	£22.97	£22.97	£22.97	£22.97	£22.97	£22.97	£22.97	£22.97	£22.97	£22.97	£11.49	£11.49	-	-	-	£229.71	£229.71	£229.71	£229.71	£229.71	£229.71
Total Capacity Charge	£222.30	£252.68	£252.68	£252.68	£252.68	£252.68	£252.68	£252.68	£252.68	£252.68	£252.68	£252.68	£252.68	£241.20	£241.20	£229.71	£229.71	£229.71	£229.71	£229.71	£229.71	£229.71	£229.71	£229.71

Year 1 Total	Year 2 Total
£2,749.11	£2,756.52
£252.68	£45.94
£3,001.79	£2,802.46



Example 4 - Max Demand exceeds MIC in two months, with the MD in the second exceeded month higher than the MD in the first exceeded month

The site exceeds their MIC by 10kVA in month 2 and by 20kVA in month 4. The MD is under their MIC in all other months.

The site is charged excess capacity for two months, from month 2 to 3, for the exceeded capacity of 10kVA in month 2 and is charged excess capacity of 20kVA for 12 months, from month 4 to 15, for the exceeded capacity of 20kVA in month 4. As the 20kVA is higher than the 10kVA it is the 20kVA which is charged in months 4-13. There are no charges for excess capacity in months 1, 16-24.

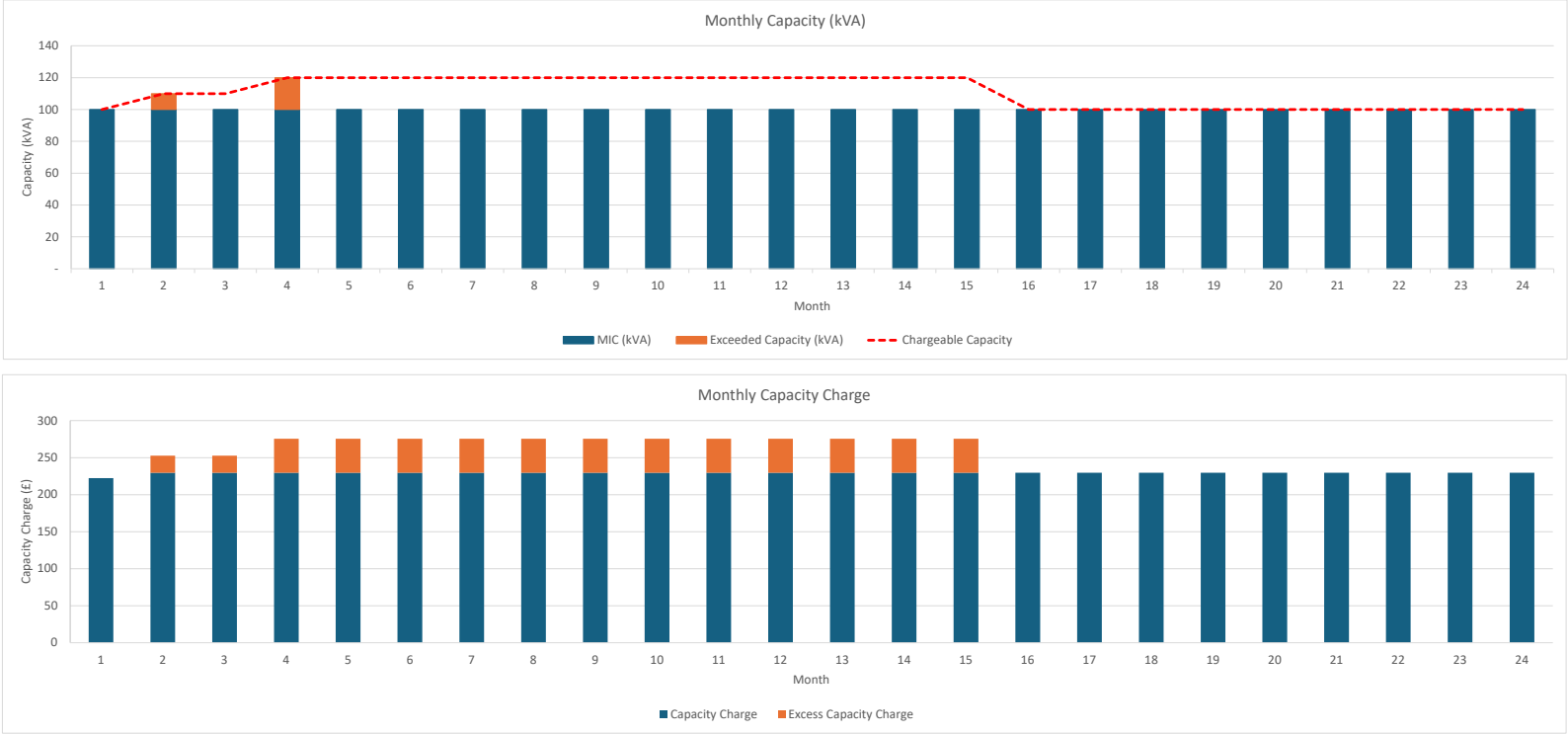
Month	1	2	3	4	5	6	7	8	9	10	11	12	13	14	15	16	17	18	19	20	21	22	23	24
MIC (kVA)	100	100	100	100	100	100	100	100	100	100	100	100	100	100	100	100	100	100	100	100	100	100	100	100
MD (kVA)	95	110	95	120	95	95	95	95	95	95	95	95	95	95	95	95	95	95	95	95	95	95	95	95
Exceeded Capacity (kVA)	-	10	-	20	-	-	-	-	-	-	-	-	-	-	-	-	-	-	-	-	-	-	-	-
12 month exceeded capacity	-	10	10	20	20	20	20	20	20	20	20	20	20	20	20	-	-	-	-	-	-	-	-	-
Chargeable Capacity	100	110	110	120	120	120	120	120	120	120	120	120	120	120	120	100	100	100	100	100	100	100	100	100

Days in month	30	31	31	31	31	31	31	31	31	31	31	31	31	31	31	31	31	31	31	31	31	31	31	31
---------------	----	----	----	----	----	----	----	----	----	----	----	----	----	----	----	----	----	----	----	----	----	----	----	----

Capacity Charge	7.41	7.41	7.41	7.41	7.41	7.41	7.41	7.41	7.41	7.41	7.41	7.41	7.41	7.41	7.41	7.41	7.41	7.41	7.41	7.41	7.41	7.41	7.41	7.41
Excess Capacity Charge	7.41	7.41	7.41	7.41	7.41	7.41	7.41	7.41	7.41	7.41	7.41	7.41	7.41	7.41	7.41	7.41	7.41	7.41	7.41	7.41	7.41	7.41	7.41	7.41

Month	1	2	3	4	5	6	7	8	9	10	11	12	13	14	15	16	17	18	19	20	21	22	23	24
Capacity Charge	£222.30	£229.71	£229.71	£229.71	£229.71	£229.71	£229.71	£229.71	£229.71	£229.71	£229.71	£229.71	£229.71	£229.71	£229.71	£229.71	£229.71	£229.71	£229.71	£229.71	£229.71	£229.71	£229.71	£229.71
Excess Capacity Charge	-	£22.97	£22.97	£45.94	£45.94	£45.94	£45.94	£45.94	£45.94	£45.94	£45.94	£45.94	£45.94	£45.94	£45.94	-	-	-	-	-	-	-	-	-
Total Capacity Charge	£222.30	£252.68	£252.68	£275.65	£275.65	£275.65	£275.65	£275.65	£275.65	£275.65	£275.65	£275.65	£275.65	£275.65	£275.65	£229.71	£229.71	£229.71	£229.71	£229.71	£229.71	£229.71	£229.71	£229.71

Year 1	Year 2
Total	Total
£2,749.11	£2,756.52
£459.42	£137.83
£3,208.53	£2,894.35



Example 5 - Max Demand exceeds MIC every month, with constant excess capacity

The site exceeds their MIC by 10kVA in every month.

The site is charged excess capacity every month for the exceeded capacity of 10kVA in each month.

Month	1	2	3	4	5	6	7	8	9	10	11	12	13	14	15	16	17	18	19	20	21	22	23	24
MIC (kVA)	100	100	100	100	100	100	100	100	100	100	100	100	100	100	100	100	100	100	100	100	100	100	100	100
MD (kVA)	110	110	110	110	110	110	110	110	110	110	110	110	110	110	110	110	110	110	110	110	110	110	110	110
Exceeded Capacity (kVA)	10	10	10	10	10	10	10	10	10	10	10	10	10	10	10	10	10	10	10	10	10	10	10	10
12 month exceeded capacity	10	10	10	10	10	10	10	10	10	10	10	10	10	10	10	10	10	10	10	10	10	10	10	10
Chargeable Capacity	110	110	110	110	110	110	110	110	110	110	110	110	110	110	110	110	110	110	110	110	110	110	110	110

Days in month	30	31	31	31	31	31	31	31	31	31	31	31	31	31	31	31	31	31	31	31	31	31	31
Capacity Charge	7.41	7.41	7.41	7.41	7.41	7.41	7.41	7.41	7.41	7.41	7.41	7.41	7.41	7.41	7.41	7.41	7.41	7.41	7.41	7.41	7.41	7.41	7.41
Excess Capacity Charge	7.41	7.41	7.41	7.41	7.41	7.41	7.41	7.41	7.41	7.41	7.41	7.41	7.41	7.41	7.41	7.41	7.41	7.41	7.41	7.41	7.41	7.41	7.41

Month	1	2	3	4	5	6	7	8	9	10	11	12	13	14	15	16	17	18	19	20	21	22	23	24
Capacity Charge	£222.30	£229.71	£229.71	£229.71	£229.71	£229.71	£229.71	£229.71	£229.71	£229.71	£229.71	£229.71	£229.71	£229.71	£229.71	£229.71	£229.71	£229.71	£229.71	£229.71	£229.71	£229.71	£229.71	£229.71
Excess Capacity Charge	£22.23	£22.97	£22.97	£22.97	£22.97	£22.97	£22.97	£22.97	£22.97	£22.97	£22.97	£22.97	£22.97	£22.97	£22.97	£22.97	£22.97	£22.97	£22.97	£22.97	£22.97	£22.97	£22.97	£22.97
Total Capacity Charge	£244.53	£252.68	£252.68	£252.68	£252.68	£252.68	£252.68	£252.68	£252.68	£252.68	£252.68	£252.68	£252.68	£252.68	£252.68	£252.68	£252.68	£252.68	£252.68	£252.68	£252.68	£252.68	£252.68	£252.68

Year 1 Total	Year 2 Total
£2,749.11	£2,756.52
£274.91	£275.65
£3,024.02	£3,032.17



Example 6 - Max Demand exceeds MIC every month, with variable excess capacity

The site exceeds their MIC by different amounts each month.

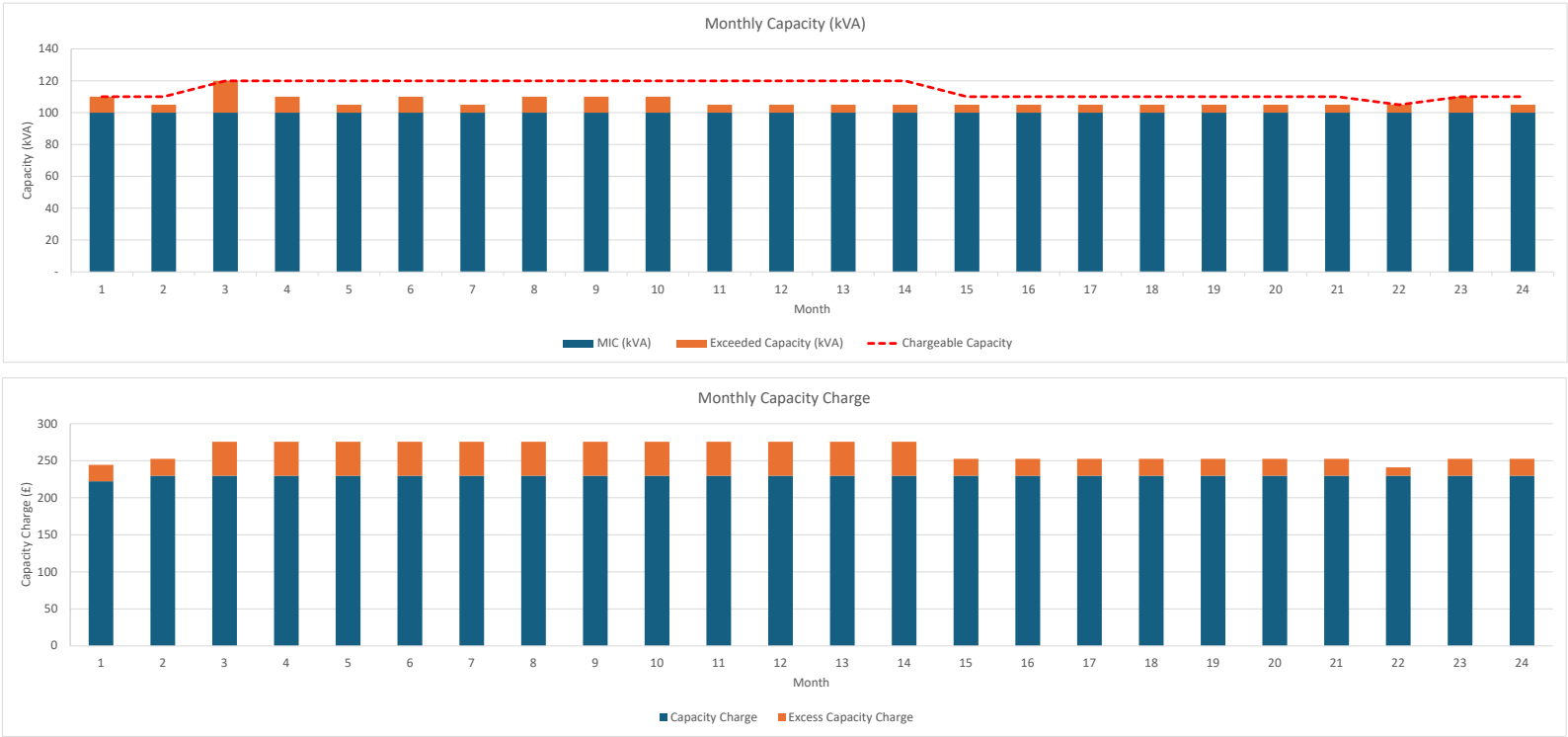
The site is charged excess capacity every month for the maximum exceeded capacity in the last 12 months.

Month	1	2	3	4	5	6	7	8	9	10	11	12	13	14	15	16	17	18	19	20	21	22	23	24
MIC (kVA)	100	100	100	100	100	100	100	100	100	100	100	100	100	100	100	100	100	100	100	100	100	100	100	100
MD (kVA)	110	105	120	110	105	110	105	110	110	110	110	105	105	105	105	105	105	105	105	105	105	105	110	105
Exceeded Capacity (kVA)	10	5	20	10	5	10	5	10	10	10	10	5	5	5	5	5	5	5	5	5	5	5	10	5
12 month exceeded capacity	10	10	20	20	20	20	20	20	20	20	20	20	20	20	10	10	10	10	10	10	10	5	10	10
Chargeable Capacity	110	110	120	120	120	120	120	120	120	120	120	120	120	120	110	110	110	110	110	110	110	105	110	110

Days in month	30	31	31	31	31	31	31	31	31	31	31	31	31	31	31	31	31	31	31	31	31	31	31	31
Capacity Charge	7.41	7.41	7.41	7.41	7.41	7.41	7.41	7.41	7.41	7.41	7.41	7.41	7.41	7.41	7.41	7.41	7.41	7.41	7.41	7.41	7.41	7.41	7.41	7.41
Excess Capacity Charge	7.41	7.41	7.41	7.41	7.41	7.41	7.41	7.41	7.41	7.41	7.41	7.41	7.41	7.41	7.41	7.41	7.41	7.41	7.41	7.41	7.41	7.41	7.41	7.41

Month	1	2	3	4	5	6	7	8	9	10	11	12	13	14	15	16	17	18	19	20	21	22	23	24
Capacity Charge	£222.30	£229.71	£229.71	£229.71	£229.71	£229.71	£229.71	£229.71	£229.71	£229.71	£229.71	£229.71	£229.71	£229.71	£229.71	£229.71	£229.71	£229.71	£229.71	£229.71	£229.71	£229.71	£229.71	£229.71
Excess Capacity Charge	£22.23	£22.97	£45.94	£45.94	£45.94	£45.94	£45.94	£45.94	£45.94	£45.94	£45.94	£45.94	£45.94	£45.94	£22.97	£22.97	£22.97	£22.97	£22.97	£22.97	£22.97	£11.49	£22.97	£22.97
Total Capacity Charge	£244.53	£252.68	£275.65	£275.65	£275.65	£275.65	£275.65	£275.65	£275.65	£275.65	£275.65	£275.65	£275.65	£275.65	£252.68	£252.68	£252.68	£252.68	£252.68	£252.68	£252.68	£241.20	£252.68	£252.68

Year 1 Total	Year 2 Total
£2,749.11	£2,756.52
£504.62	£310.11
£3,253.73	£3,066.63



**Example 7 - Max Demand exceeds MIC in one month only, decrease in MIC in subsequent month** (note, in these circumstances a reduction in MIC would only be allowed where there has been a change in use or setup on site which is shown to have reduced capacity requirements)

The site exceeds their MIC by 10kVA in month 2 and reduces their MIC to 90kVA in month 6.

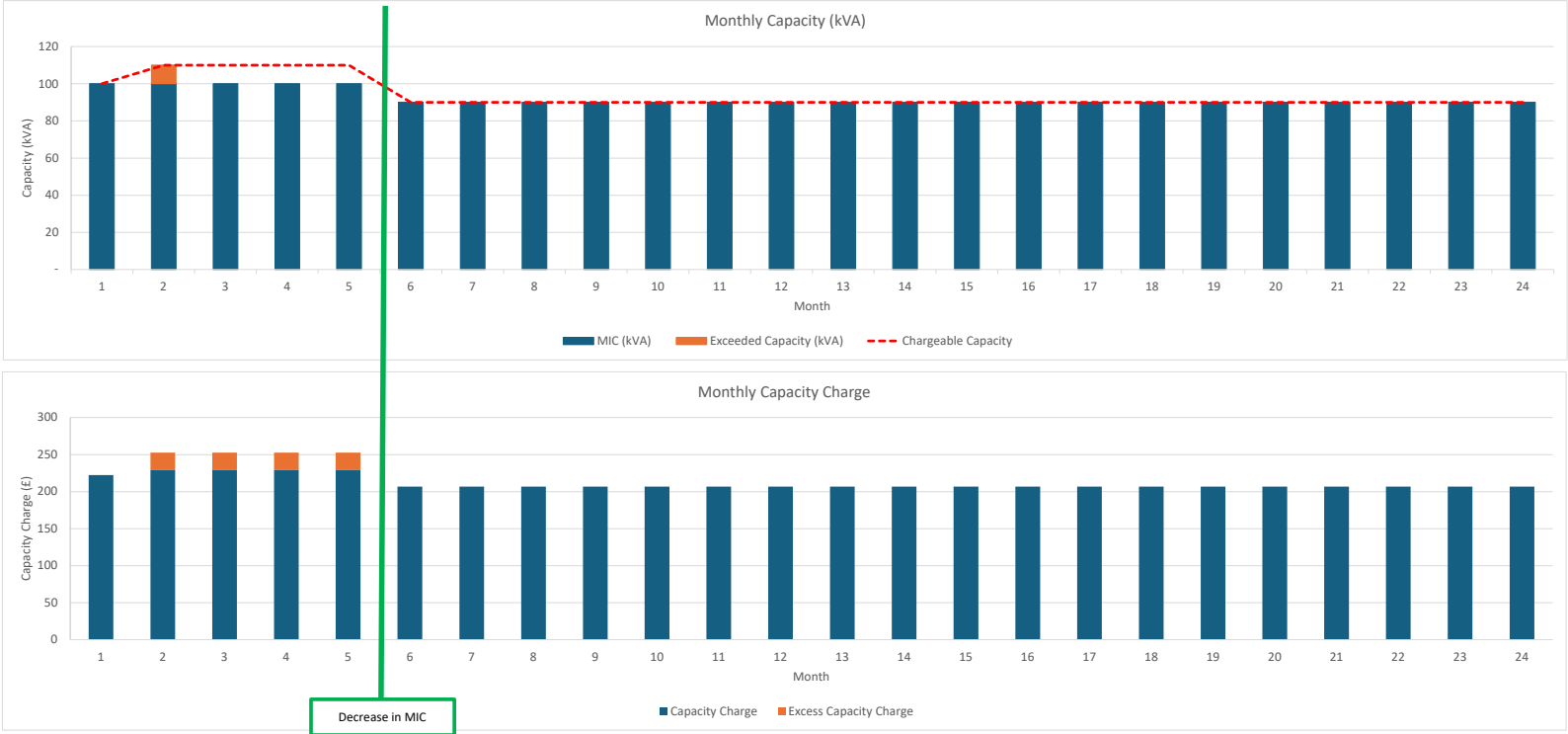
The site is charged excess capacity for four months, from month 2 to 5, for the exceeded capacity of 10kVA in month 2. The exceeded capacity is then negated by the reduced MIC which takes precedence from its effective from date in month 6, and the site is charged capacity charges based on their reduced MIC from month 6 to 24, with no excess capacity charges applicable for this period.

Month	1	2	3	4	5	6	7	8	9	10	11	12	13	14	15	16	17	18	19	20	21	22	23	24
MIC (kVA)	100	100	100	100	100	90	90	90	90	90	90	90	90	90	90	90	90	90	90	90	90	90	90	90
MD (kVA)	85	110	85	85	85	85	85	85	85	85	85	85	85	85	85	85	85	85	85	85	85	85	85	85
Exceeded Capacity (kVA)	-	10	-	-	-	-	-	-	-	-	-	-	-	-	-	-	-	-	-	-	-	-	-	-
12 month exceeded capacity	-	10	10	10	10	-	-	-	-	-	-	-	-	-	-	-	-	-	-	-	-	-	-	-
Chargeable Capacity	100	110	110	110	110	90	90	90	90	90	90	90	90	90	90	90	90	90	90	90	90	90	90	90

Days in month	30	31	31	31	31	31	31	31	31	31	31	31	31	31	31	31	31	31	31	31	31	31	31	31
Capacity Charge	7.41	7.41	7.41	7.41	7.41	7.41	7.41	7.41	7.41	7.41	7.41	7.41	7.41	7.41	7.41	7.41	7.41	7.41	7.41	7.41	7.41	7.41	7.41	7.41
Excess Capacity Charge	7.41	7.41	7.41	7.41	7.41	7.41	7.41	7.41	7.41	7.41	7.41	7.41	7.41	7.41	7.41	7.41	7.41	7.41	7.41	7.41	7.41	7.41	7.41	7.41

Month	1	2	3	4	5	6	7	8	9	10	11	12	13	14	15	16	17	18	19	20	21	22	23	24
Capacity Charge	£222.30	£229.71	£229.71	£229.71	£229.71	£206.74	£206.74	£206.74	£206.74	£206.74	£206.74	£206.74	£206.74	£206.74	£206.74	£206.74	£206.74	£206.74	£206.74	£206.74	£206.74	£206.74	£206.74	£206.74
Excess Capacity Charge	-	£22.97	£22.97	£22.97	£22.97	-	-	-	-	-	-	-	-	-	-	-	-	-	-	-	-	-	-	-
Total Capacity Charge	£222.30	£252.68	£252.68	£252.68	£252.68	£206.74	£206.74	£206.74	£206.74	£206.74	£206.74	£206.74	£206.74	£206.74	£206.74	£206.74	£206.74	£206.74	£206.74	£206.74	£206.74	£206.74	£206.74	£206.74

Year 1 Total	Year 2 Total
£2,588.31	£2,480.87
£91.88	-
£2,680.20	£2,480.87





Example 8 - Excess Capacity in one month. Decrease in MIC in subsequent month.

The site exceeds their MIC by 10kVA in month 2 and increases their MIC to 110kVA in month 6.

The site is charged excess capacity for four months, from month 2 to 5, for the exceeded capacity of 10kVA in month 2. The exceeded capacity is then negated by the increased MIC which takes precedence from its effective from date in month 6, and the site is charged capacity charges based on their reduced MIC from month 6 to 24, with no excess capacity charges applicable for this period.

Month	1	2	3	4	5	6	7	8	9	10	11	12	13	14	15	16	17	18	19	20	21	22	23	24
MIC (kVA)	100	100	100	100	100	110	110	110	110	110	110	110	110	110	110	110	110	110	110	110	110	110	110	110
MD (kVA)	95	110	95	95	95	95	95	95	95	95	95	95	95	95	95	95	95	95	95	95	95	95	95	95
Exceeded Capacity (kVA)	-	10	-	-	-	-	-	-	-	-	-	-	-	-	-	-	-	-	-	-	-	-	-	-
12 month exceeded capacity	-	10	10	10	10	-	-	-	-	-	-	-	-	-	-	-	-	-	-	-	-	-	-	-
Chargeable Capacity	100	110	110	110	110	110	110	110	110	110	110	110	110	110	110	110	110	110	110	110	110	110	110	110
Days in month	30	31	31	31	31	31	31	31	31	31	31	31	31	31	31	31	31	31	31	31	31	31	31	31
Capacity Charge	7.41	7.41	7.41	7.41	7.41	7.41	7.41	7.41	7.41	7.41	7.41	7.41	7.41	7.41	7.41	7.41	7.41	7.41	7.41	7.41	7.41	7.41	7.41	7.41
Excess Capacity Charge	7.41	7.41	7.41	7.41	7.41	7.41	7.41	7.41	7.41	7.41	7.41	7.41	7.41	7.41	7.41	7.41	7.41	7.41	7.41	7.41	7.41	7.41	7.41	7.41

Month	1	2	3	4	5	6	7	8	9	10	11	12	13	14	15	16	17	18	19	20	21	22	23	24
Capacity Charge	£222.30	£229.71	£229.71	£229.71	£229.71	£252.68	£252.68	£252.68	£252.68	£252.68	£252.68	£252.68	£252.68	£252.68	£252.68	£252.68	£252.68	£252.68	£252.68	£252.68	£252.68	£252.68	£252.68	£252.68
Excess Capacity Charge	-	£22.97	£22.97	£22.97	£22.97	-	-	-	-	-	-	-	-	-	-	-	-	-	-	-	-	-	-	-
Total Capacity Charge	£222.30	£252.68	£252.68	£252.68	£252.68	£252.68	£252.68	£252.68	£252.68	£252.68	£252.68	£252.68	£252.68	£252.68	£252.68	£252.68	£252.68	£252.68	£252.68	£252.68	£252.68	£252.68	£252.68	£252.68

Year 1 Total	Year 2 Total
£2,909.91	£3,032.17
£91.88	-
£3,001.79	£3,032.17

